


team
regrowth
REDUX

The response from the first run on these boards has been amazing so far... they really do look great set-up and skated! We decided to bring them back for a second round this time with a full color print that we can't wait to watch everyone scratch up ;)



8.12" x 31.32" - 14.25" wb

8.38" x 32.25" - 14.5" wb

8.62" x 32.56" - 14.75" wb

Keep an eye out for an at-once hoodie and tee with this graphic to go along with these when they drop



CLASSIC OVALS

TEAM SERIES



7.5" x 29" w/12.75" wheelbase
NEW TRUE-MIDS SHAPE



7.75" x 29.5" w/13" wheelbase
NEW TRUE-MIDS SHAPE



8.06" x 31.8" w/14.38" wheelbase



8.12" x 31.38" w/14" wheelbase



8.25" x 32" w/14.38" wheelbase
*PEARLESCENT WHITE INK OVERSPRAY



8.38" x 32.25" w/14.5" wheelbase
*PEARLESCENT WHITE INK OVERSPRAY



8.5" x 31.85" w/14.25" wheelbase

We do our best to make skateboards for everyone who rolls.

The Oval graphic has been a team favorite since day one and this time we added a few more sizes on classic colors and the all new True-Mids shapes - designed for smaller skaters looking for a board that truly works.



Gage Boyle - Kickflip 5050

REAL TRUE MIDS

PROPORTIONALLY DESIGNED SHAPES WITH BETTER WIDTH TO LENGTH RATIO
FOR MORE DECK CONTROL. PRESSED ON SCALED MOLDS BUILT OFF REAL'S
FULL-SIZE DECKS. QUALITY GUARANTEED. ROLL FOREVER.

7.75" WIDTH
29.5" LENGTH
13" WHEELBASE

7.5" WIDTH
29" LENGTH
12.75" WHEELBASE

REAL TRUE MIDS

PROPORTIONALLY DESIGNED SHAPES WITH BETTER WIDTH TO LENGTH RATIO
FOR MORE DECK CONTROL. PRESSED ON SCALED MOLDS BUILT OFF REAL'S
FULL-SIZE DECKS. QUALITY GUARANTEED. ROLL FOREVER.

7.75"

L 29.5" WB 13"

REAL TRUE MIDS

PROPORTIONALLY DESIGNED SHAPES WITH BETTER WIDTH TO LENGTH RATIO
FOR MORE DECK CONTROL. PRESSED ON SCALED MOLDS BUILT OFF REAL'S
FULL-SIZE DECKS. QUALITY GUARANTEED. ROLL FOREVER.

7.5"

L 29" WB 12.75"

THIS SESSION IS SO HEATED, ITS GOING INTO MELTDOWN.

ANTI HERO
CURB RIOT

8.06 x 31.8
14.38WB

ANTI HERO
CURB RIOT

8.55 x 31.62
14.12WB

ANTI HERO
CURB RIOT

8.5 x 31.85
14.25WB

ANTI HERO
CURB RIOT

9.18 x 32.62
14.81WB

ANTI HERO
CURB RIOT

8.25 x 32
14.38WB

ANTI HERO
CURB RIOT

8.63 x 32.04
14.25WB

ANTI HERO
CURB RIOT

8.25 x 32
14.38WB

(YINZER SHAPE)

(HUFFER SHAPE)

(RANEY SHAPE)

8.55 x 31.62
14.12WB
(YINZER SHAPE)

9.18 x 32.62
14.81WB
(HUFFER SHAPE)

8.63 x 32.04
14.25WB
(RANEY SHAPE)

THE THIRD AND FINAL BOARD IN THE CURB SERIES BY MIKE GIGLIOTTI AVAILABLE THIS HOLIDAY

CLASSIC EAGLES

7.3" MINI

7.81"

8.06"

8.12"

8.25"

8.38"


8.5"

8.62"


8.75"

9.0"





JOHN LUCERO



KROOKED GUEST BOARD

KROOKED FLEX

JON LUCERO
GUEST PRO

10.25 x 31 - 16.75 WB

GONZ' RE-IMAGINATION OF LUCERO'S FIRST BOARD
ON VARIFLEX BRINGS YOU THE KROOKED FLEX



KROOKED SKATEBOARDING
EVIL BEAMER

EVIL BOLD
BEAMER

10.75 x 34

16.12 WB

Wank Gonzales



OSKAR ROZENBERG

Pro **FORMULA FOUR**



RADIALS
F4/99DU
RADIALS SHAPE
NATURAL - 55, 57MM

OC FIREBALL **RECOLOR**

FORMULA FOUR



Conical

F4/99DU
CONICAL SHAPE
BLACK - 52, 54MM



SPITFIRE FORMULA FOUR

UNBEATABLE LASTING SOFTER PERFORMANCE




Classic



F4/97DU
CLASSIC SHAPE
NATURAL - 53, 54, 56MM

Conical Full



F4/97DU
CONICAL FULL SHAPE
NATURAL - 54, 58MM

- ★ FORMULATED FOR A SOFTER, FASTER RIDE
- ★ UNMATCHED FLATSPOT RESISTANCE
- ★ DESIGNED FOR EVERY SPOT
- ★ GRIPS OR SLIDES WHERE YOU NEED IT
- ★ 100% TRUE PERFORMANCE URETHANE

SPITFIRE FORMULA FOUR O.G. CLASSICS



- ★ WIDER RIDING SURFACE ★ CUTAWAY SHAPE
- ★ FORMULA FOUR ★ RIDE THE FIRE



F4/99DU

OG CLASSIC SHAPE

NATURAL - 52, 54, 55, 58MM

SPITFIRE

OG CLASSICS

- * WIDER RIDING SURFACE
- * CUTAWAY SHAPE
- * CLASSIC 99 FORMULA
- * RIDE THE FIRE



CLASSIC 99DU

OG CLASSIC SHAPE

WHITE - 52, 53, 54MM

SPITFIRE FORMULA FOUR *Classics*


THE #1 SHAPE IN SKATEBOARDING WORLDWIDE
PROVEN FOR SPEED AND CONTROL.



F4/99DU

CLASSIC SHAPE

NATURAL - 52, 53, 54, 55, 56MM



F4/101DU

CLASSIC SHAPE

NATURAL - 52, 54MM

SPITFIRE FORMULA FOUR Conical Full

WIDER RIDING SURFACE AND CUTAWAY DESIGN FOR
UNMATCHED CONTROL AND LASTING SPEED EVERYWHERE.




F4/99DU
CONICAL FULL SHAPE
NATURAL - 52, 53, 54, 56MM



F4/101DU
CONICAL FULL SHAPE
NATURAL - 52, 53, 54MM

SPITFIRE FORMULA FOUR TABLETS

STRAIGHT CUT PROFILE, THIN RIDING SURFACE,
SPEED AND CONTROL FOR THE SICK



F4/99DU
TABLET SHAPE
NATURAL - 52, 53, 54MM

SPITFIRE *Classics*

★ 100% TRUE PERFORMANCE URETHANE
★ THE #1 SHAPE IN SKATEBOARDING WORLDWIDE - PROVEN FOR SPEED AND CONTROL



CLASSIC 99DU
CLASSIC SHAPE
WHITE - 52, 53, 54, 56MM

Thunder

HOL REFRESH. 20 21

truckNAME:

jimmyWILKINS 'PRO EDITIONS'

STYLEavailable:

teamEDITIONS teamEDITIONS teamEDITIONS teamE

SIZESavailable:

148 151



SOLID
KINGPIN




SOLID
AXLE



TEAM EDITION
BASEPLATE

truckDETAILS:

- POLISHED HANGER W/ CUSTOM GRAPHIC BY JIMMY WILKINS
- GLOSS BLACK OG TEAM BASEPLATES
- CLEAR RED 90DU THUNDER BUSHINGS
- COMES WITH LTD EDT KEYCHAIN



teamEDITIONS teamEDITIONS teamEDITIONS teamEDITIONS teamEDITIONS teamEDITIONS teamEDITIONS teamE

DITIONS teamEDITIONS teamEDITIONS teamEDITIONS teamEDITIONS teamEDITIONS teamEDITIONS teamE

Thunder

FALL DROP 02 20 21

truck NAME:

jamieFOY 'ANGLER'

STYLE available:

team EDITIONS team EDITIONS team EDITIONS team EDITIONS

SIZES available:

~~143~~ ~~145~~ ~~147~~ 148 149 151 ~~153~~



SOLID
KINGPIN



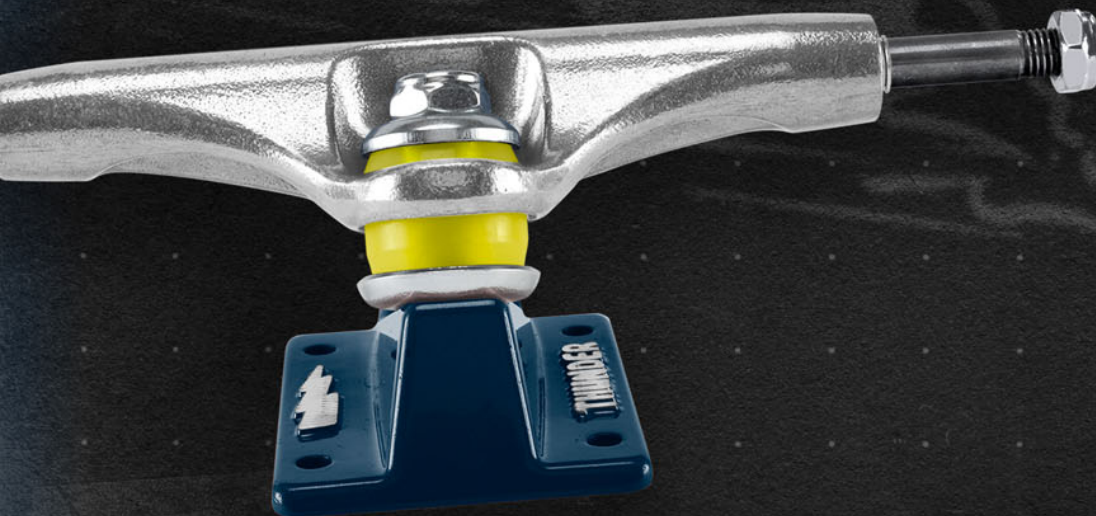
SOLID
AXLE



TEAM EDITION
BASEPLATE

truck DETAILS:

- POLISHED HANGERS
- NAVY BLUE OG TEAM BASEPLATES
- BRIGHT YELLOW 90DU THUNDER BUSHINGS



team EDITIONS team EDITIONS team EDITIONS team EDITIONS team EDITIONS team EDITIONS team EDITIONS team EDITIONS

DITIONS team EDITIONS team EDITIONS team EDITIONS team EDITIONS team EDITIONS team EDITIONS team EDITIONS

FALL DROP 02 20 21

frank & VILLANI 'ARTIST SERIES'

teamEDITIONSteamEDITIONSteamEDITIONSteamE

~~143-145-147-148-149-151-153~~



**SOLID
KINGPIN**



**SOLID
AXLE**



TEAM EDITION
BASEPLATE

true&DETAILS:

- POLISHED HANGERS
- POLISHED OG TEAM BASEPLATES
- CLEAR BLUE 90DU THUNDER BUSHINGS



**CUSTOM GRAPHICS FOR EACH
FRONT AND BACK TRUCK**



EDITIONS team EDITIONS team EDITIONS team EDITIONS team EDITIONS team EDITIONS team

FALL DROP 02 20 21

CHARGED hollow lights



hollowLIGHTShollowLIGHTShollowLIGHTShollowL

146 - 145 - 147 - 148 - 149 - 150 - 151



**FORGED LIGHT
BASEPLATE**

truck DETAILS:

- SMOKE CLEAR MATTE HANGERS WITH CUSTOM FORGED BLUE BASEPLATES
- EXTRA- STRONG REINFORCED HOLLOW AXLES
- PREMIUM- GRADE HOLLOW KINGSIPS
- CLEAR BLUE 90DU THUNDER BUSHINGS



HITS hollow LIGHTS hollow LIGHTS hollow LIGHTS hollow LIGHTS hollow LIGHTS hollow LIGHTS hollow LIGHTS hollow LIGHT

LIGHTS hollow LIGHTS hollow LIGHTS hollow LIGHTS hollow LIGHTS hollow

FALL DROP 02 20 21

DISORDER lights

LIGHTS.LIGHTS.LIGHTS.LIGHTS.LIGHTS

143 - 145 - 147 - 148 - 149 - 151 - 152



FORGED LIGHT
BASEPLATE

- GLOSS BLACK HANGERS WITH
- CUSTOM FORGED RED BASEPLATES
- PREMIUM-GRADE HOLLOW KINGPINS
- CLEAR RED 90 DU THUNDER BUSHINGS




LIGHTS.LIGHTS.LIGHTS.LIGHTS.LIGHTS.LIGHTS.LIGHTS.LIGHTS.LIGHTS.LIGHTS.L
LIGHTS.LIGHTS.LIGHTS.LIGHTS.LIGHTS.LIGHTS.LIGHTS.LIGHTS.LIGHTS.LIGHTS.L

STYLEavailable:

teamEDITIONS teamEDITIONS teamEDITIONS teamEDITIONS

SIZESavailable:

143 - 145 - 147 - 148 - 149 - 151 - 161



SOLID
KINGPIN



SOLID
AXLE



TEAM EDITION
BASEPLATE

- THE ORIGINAL TEAM DESIGN
- LIGHTWEIGHT & ULTRA RESPONSIVE
- UNMATCHED BOARD CONTROL & STRENGTH

STYLEavailable:

LIGHTS.LIGHTS.LIGHTS.LIGHTS.LIGHTS.LIGHTS.LIGHTS.LIGHTS

SIZESavailable:

143 - 145 - 147 - 148 - 149 - 151 - 161



HOLLOW
KINGPIN



SOLID
AXLE



FORGED LIGHT
BASEPLATE

- LIGHTWEIGHT BY DESIGN
- PREMIUM GRADE HOLLOW KINGPINS
- CUSTOM FORGED ALUMINUM BASEPLATES

STYLEavailable:

hollowLIGHTS hollowLIGHTS hollowLIGHTS hollowLIGHTS hollowLIGHTS

SIZESavailable:

143 - 145 - 147 - 148 - 149 - 151 - 161



HOLLOW
KINGPIN



HOLLOW
AXLE



FORGED LIGHT
BASEPLATE

- LESS WEIGHT - MORE STRENGTH
- EXTRA STRONG HOLLOW AXLES
- PREMIUM GRADE HOLLOW KINGPINS
- CUSTOM FORGED ALUMINUM BASEPLATES

CARLISLE AIKENS **AWAKE LTD**

TEAM EDITIONS



- POLISHED HANGER
- GLOSS BLACK BASEPLATE
- WHITE BUSHINGS
- 5.2 HI, 5.8

LUCIEN CLARKE

PRO EDITIONS



- POLISHED HANGER
- POLISHED BASEPLATE
- 5.2 HI , 5.8 W/ WHITE BUSHINGS

PAUL RODRIGUEZ


PRO V-HOLLOWS



- POLISHED HANGER
- FORGED POLISHED BASEPLATE
- HOLLOW KINGPIN & AXLE
- 5.2 LO, 5.6 W/ WHITE BUSHINGS

CREST


V-LIGHTS



- POLISHED HANGER
- FORGED BLUE BASEPLATE
- HOLLOW KINGPIN
- 5.2 LO, 5.6, 5.8 W/ CLEAR YELLOW BUSHINGS

ANODIZED

TEAM EDITIONS



RED

- ANODIZED RED HANGER & BASEPLATE
- 5.6 W/ CLEAR RED BUSHINGS



GREEN

- ANODIZED GREEN HANGER & BASEPLATE
- 5.2 HI, 5.8 W/ GREEN BUSHINGS

POLISHED



POLISHED TEAM EDITIONS

**5.0 HI, 5.2 LO, 5.2 HI,
5.6, 5.8, 6.1**

- POLISHED HANGER
- POLISHED BASEPLATE
- LO W/CLEAR RED BUSHINGS
- HI W/ CLEAR PURPLE BUSHINGS



POLISHED V-LIGHTS

5.0 HI, 5.2 LO, 5.2 HI, 5.6, 5.8

- POLISHED HANGER
- FORGED BASEPLATE & HOLLOW KINGPIN
- LO W/CLEAR RED BUSHINGS
- HI W/ CLEAR PURPLE BUSHINGS



POLISHED V-HOLLOWS

5.0 HI, 5.2 LO, 5.2 HI, 5.6, 5.8

- POLISHED HANGER
- FORGED BASEPLATE
- HOLLOW KINGPIN & AXLE
- LO W/CLEAR RED BUSHINGS
- HI W/ CLEAR PURPLE BUSHINGS